


1

2

3

©SkoleGuf.com




2

3

4

©SkoleGuf.com




3

4

5

©SkoleGuf.com




4

5

6

©SkoleGuf.com




4

5

6

©SkoleGuf.com




5

6

7

©SkoleGuf.com

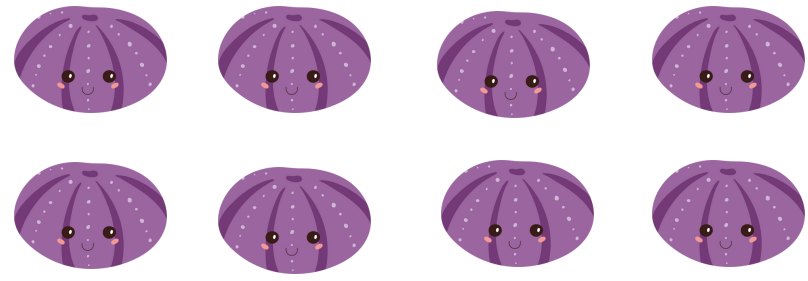


5

6

7

©SkoleGuf.com




6

7

8

©SkoleGuf.com




8

9

10

©SkoleGuf.com




8

9

10

©SkoleGuf.com




3

4

5

©SkoleGuf.com




5

6

7

©SkoleGuf.com




7

8

9

©SkoleGuf.com




8

9

10

©SkoleGuf.com




7

8

9

©SkoleGuf.com



8

9

10

©SkoleGuf.com

KLEMMETÆLLE 1-10

Til arbejdet med at lære tallene fra 1-10 kan dette bruges i et værksted/en station eller som ekstra. Sæt en klemme i det rigtige resultat.

God fornøjelse
SkoleGuf.com



TAK FOR DOWNLOADING AF
VORES MATERIALE, SOM ER UDARBEJDET AF SKOLEGUF.COM

KOPIERING MÅ KUN FINDE STED PÅ INSTITUTIONER ELLER VIRKSOMHEDER, DER HAR INDGÅET AFTALE MED COPYDAN TEKST & NODE, OG
KUN INDEN FOR DE RAMMER, DER ER NÆVNT I AFTALEN.

ILLUSTRATIONER ER
GRATISMATERIALE FRA CANVA