

KLEMME-TÆLLE

TIL STATIONSUNDERVISNING, VÆRKSTEDER, SPIL ELLER BARE LIDT EKSTRA.
SÆT EN KLEMME I DET RIGTIGE RESULTAT. RESULTAT MELLEM 6 OG 15.

TIPS: HVIS DER SAMTIDIG SKAL ØVES FINGERMOTORIK, SÅ BRUG CLIPS I STEDET
FOR KLEMMER.

GOD FORNØJELSE

SKOLEGUF.COM






©SKOLEGUF.COM

5

7

10




©SKOLEGUF.COM

8

9

10




©SKOLEGUF.CO

6

7

8



©SKOLEGUF.COM

8

9

10




©SKOLEGUF.COM

5

6

7




©SKOLEGUF.COM

6

7

8




©SKOLEGUF.COM

9

10

11




©SKOLEGUF.COM

11

12

15




©SKOLEGUF.COM

5

6

7




©SKOLEGUF.COM

10

11

12




©SKOLEGUF.COM

12

13

14




©SKOLEGUF.COM


10

11


12



8	9	10
---	---	----



9	10	11
---	----	----



10	11	12
----	----	----



12	14	15
----	----	----

TAK FOR DOWNLOADING AF
VORES MATERIALE, SOM ER UDARBEJDET AF SKOLEGUF.COM

KOPIERING MÅ KUN FINDE STED PÅ INSTITUTIONER ELLER VIRKSOMHEDER, DER
HAR INDGÅET AFTALE MED COPYDAN TEKST & NODE, OG KUN INDEN FOR DE
RAMMER, DER ER NÆVNT I AFTALEN.

ILLUSTRATIONER ER
GRATISMATERIALE FRA CANVA

