

AntalsHuse

2

©SkoleGuf.com

4

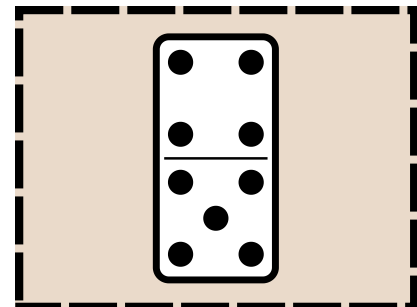
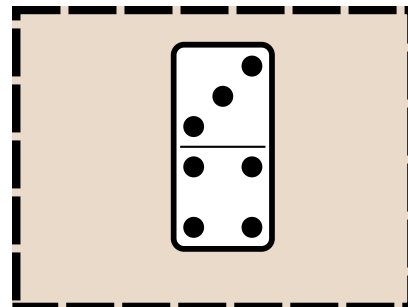
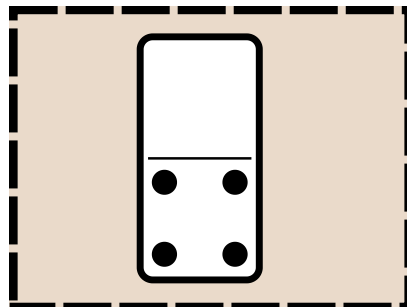
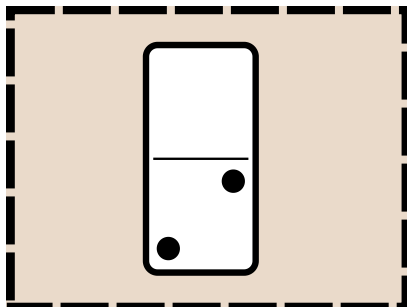
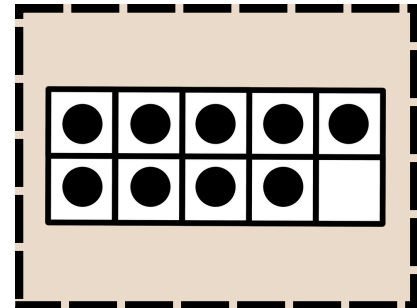
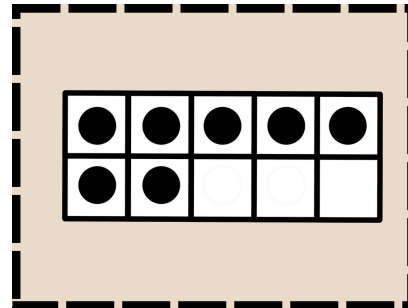
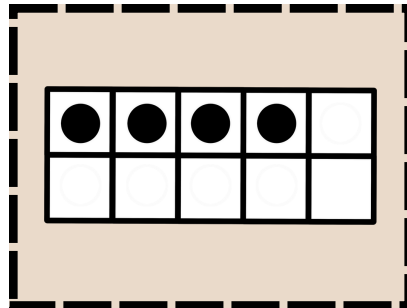
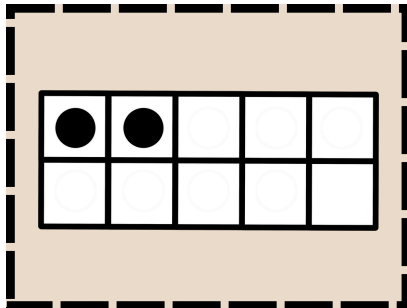
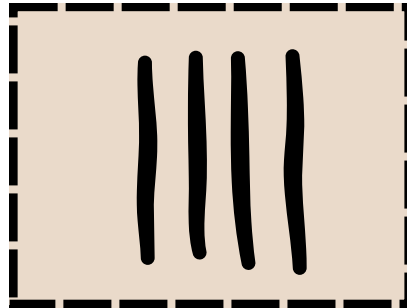
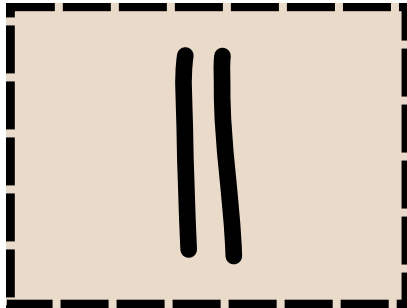



©SkoleGuf.com


AntalsHuse

7

9

Brikker





AntalsHuse

Aktivitet, som kan bruges alene eller i makkerpar. Kan anvendes som et værksted eller station. Huse med tallene 3, 5, 6 og 8 findes under "Stationsundervisning 0. klasse".

Print brikkerne ud med bagside, laminér og klip ud. Husene kan med fordel lamineres inden brug.

Man trækker eller skiftes til at trække en brik, og placerer den i det rigtige hus.

God fornøjelse
SkoleGuf.com

Kopiering må kun finde sted på institutioner eller virksomheder, der har indgået aftale med Copydan Tekst & Node, og kun inden for de rammer, der er nævnt i aftalen.

Illustrationer er fra Canva og købt hos
LillySillyBilly



Digipapir er købt hos:



©SkoleGuf.com