


Tælle-hæfte






og finmotorik







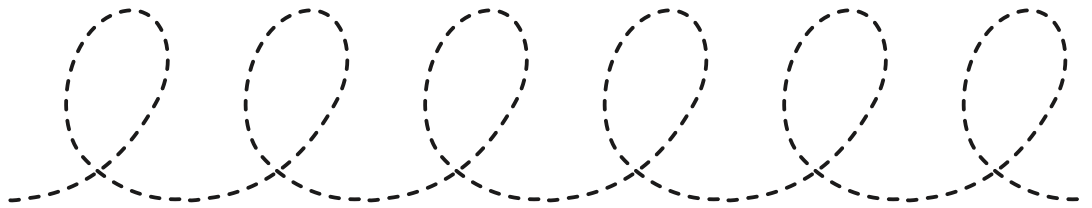

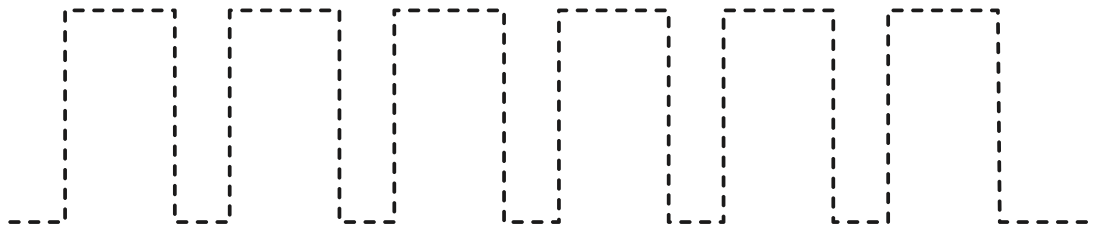



Navn:


Klasse:

Tæl hvor mange




Tegn på linjen



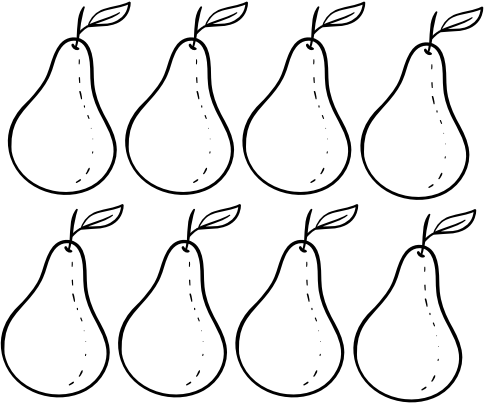

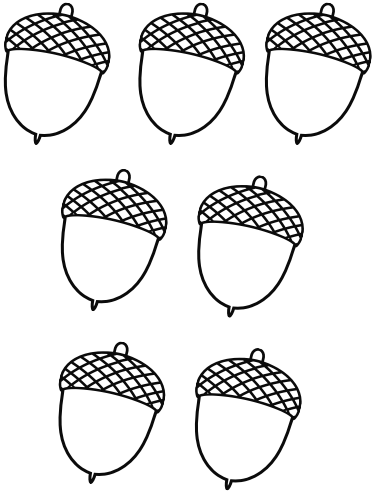





Tæl og farv


2	
8	
3	
6	
4	
1	
7	
5	




SÆT X OVER SVARET

	<p>1</p> <p>8</p> <p>3</p>		<p>9</p> <p>3</p> <p>4</p>
	<p>8</p> <p>7</p> <p>4</p>		<p>1</p> <p>6</p> <p>5</p>
	<p>1</p> <p>3</p> <p>9</p>		<p>1</p> <p>2</p> <p>9</p>


Tæl og sæt ring om




4 7 10




4 6 8




5 3 9



0 1 2




2 9 5



9 5 8


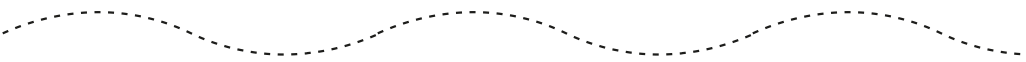



Tæl dyrene



FØLG HAREN

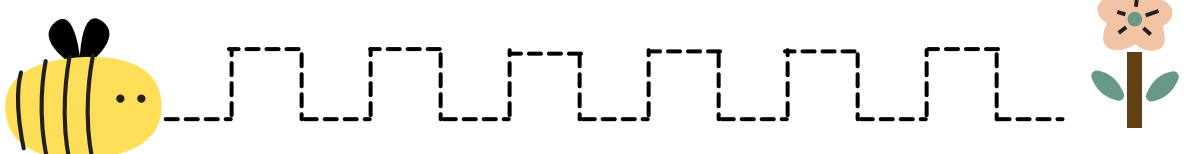
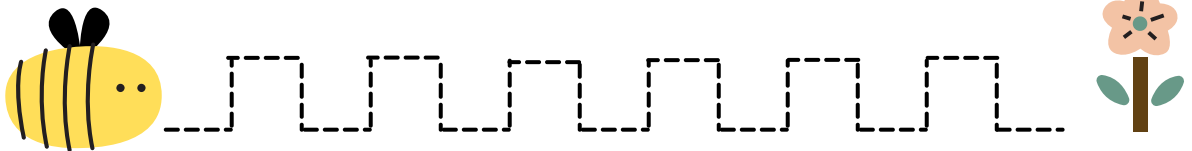
Hjælp haren over til gulerødderne







Bien og blomsten

Hjælp bien over til blomsten



FARV FORMERNE



TÆLLEHÆFTE OG FINMOTORIK

HÆFTET ER TILTÆNKT 0. KLASSE, MEN ANDRE KAN HAVE GLÆDE AF DET, IDET DER OGSÅ ER SIDER MED ØVELSER TIL FINMOTORIK.

GOD FORNØJELSE
SKOLEGUF.COM

TAK FOR DOWNLOADING AF
VORES MATERIALE, SOM ER UDARBEJDET AF SKOLEGUF.COM

KOPIERING MÅ KUN FINDE STED PÅ INSTITUTIONER ELLER
VIRKSOMHEDER, DER HAR INDGÅET AFTALE MED COPYDAN TEKST
& NODE, OG KUN INDEN FOR DE RAMMER, DER ER NÆVNT I
AFTALEN.

ILLUSTRATION PÅ FORSIDEN ER FRA
LILLYSILLYBILLY

