













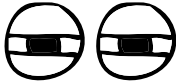

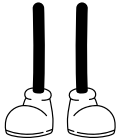








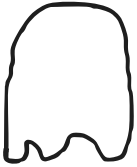





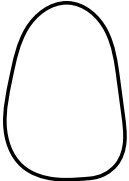






KAST ET MONSTER

	1.KAST KROP	2.KAST ØJNE	3.KAST MUND	4.KAST ARME/ BEN	5.KAST HALE/ HORN
					
					
					
					
					
					

Kast et monster

Kast en terning 5 gange.

1. kast fortæller hvilken krop, du skal tegne.
2. kast fortæller hvilke øjne, dit monster skal have.
3. kast bestemmer munden.
4. kast om og hvilke arme/ben dit monster skal have.
5. kast om dit monster skal have hale eller horn, og hvilke(n).

Kan anvendes som ekstraopgave i Billedkunst.

God fornøjelse

SkoleGuf.com



TAK FOR DOWNLOADING AF
VORES MATERIALE, SOM ER UDARBEJDET AF SKOLEGUF.COM

KOPIERING MÅ KUN FINDE STED PÅ INSTITUTIONER ELLER VIRKSOMHEDER,
DER HAR INDGÅET AFTALE MED COPYDAN TEKST & NODE, OG KUN INDEN
FOR DE RAMMER, DER ER NÆVNT I AFTALEN.

ILLUSTRATIONER ER FRA CANVA UDDANNELSE.