


# Det lille ekstra PLUS



NAVN: \_\_\_\_\_

KLASSE: \_\_\_\_\_

# Før, efter, over, under




Four cross-shaped grids are arranged around the central corn plant. Each grid has a central square and four surrounding squares (top, bottom, left, right). The numbers 12, 17, 15, and 20 are placed in the central squares of the top-left, top-right, bottom-left, and bottom-right grids, respectively. All other squares in these grids are empty.

Udfyld resten

15		17			20		
		9					

Lav mønsteret færdigt



Regn

$5 + 2 =$

$3 + 2 =$

$4 + 2 =$

$2 + 5 =$

$6 + 1 =$

$3 + 4 =$

$4 + 3 =$

$7 + 0 =$

$1 + 6 =$

$2 + 3 =$

$1 + 0 =$

$1 + 5 =$

Lav regnestykker med resultat = 8

$___ + ___ = ___$

$___ + ___ = ___$

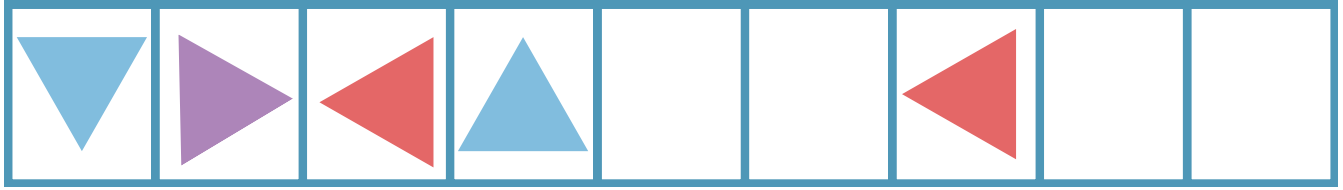
$___ + ___ = ___$

8

$___ + ___ = ___$

$___ + ___ = ___$

# Lav mønsteret færdigt



# Regn

$1 + 1 =$

$2 + 2 =$

$3 + 3 =$

$4 + 4 =$

$5 + 5 =$

$6 + 6 =$

$7 + 7 =$



$8 + 8 =$

$9 + 9 =$

$10 + 10 =$

$6 + \quad = 12$

$3 + \quad = 6$



## Lav mønsteret færdigt



## Regn

$10 + 1 =$

$10 + 2 =$

$10 + 3 =$

$10 + 4 =$

$10 + 5 =$

$10 + 6 =$

$10 + 7 =$

$10 + 8 =$

$10 + 9 =$

$10 + 10 =$

$6 + 10 =$

$3 + 10 =$

$5 + 10 =$

$1 + 10 =$

$7 + 10 =$

$2 + 10 =$

$8 + 10 =$

$4 + 10 =$

$5 + 10 =$

$10 + 10 =$

$11 + 10 =$

$11 + 11 =$



# Før, efter, over, under

	8	

	13	



	18	

	21	

Udfyld resten

2	4	6					
1	3	5					

# Lav mønsteret færdigt



## Regn

$3 + 2 =$

$5 + 2 =$

$6 + 3 =$

$6 + 4 =$

$6 + 5 =$

$6 + 6 =$

$4 + 7 =$

$4 + 4 =$

$4 + 6 =$

$5 + 5 =$

$5 + 4 =$

$5 + 3 =$

$3 + 5 =$

$2 + 5 =$

$6 + 2 =$

$2 + 7 =$

$8 + 2 =$


$4 + 6 =$

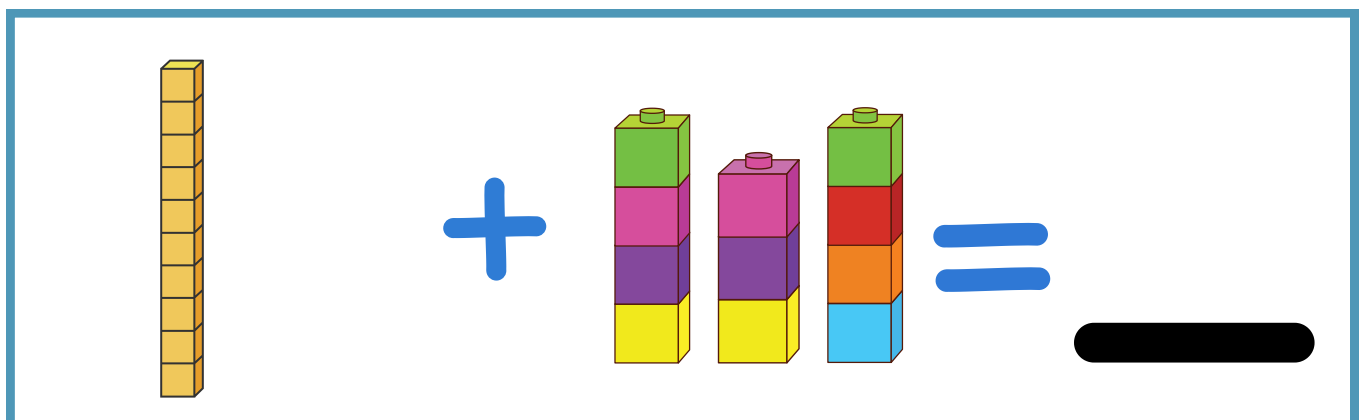
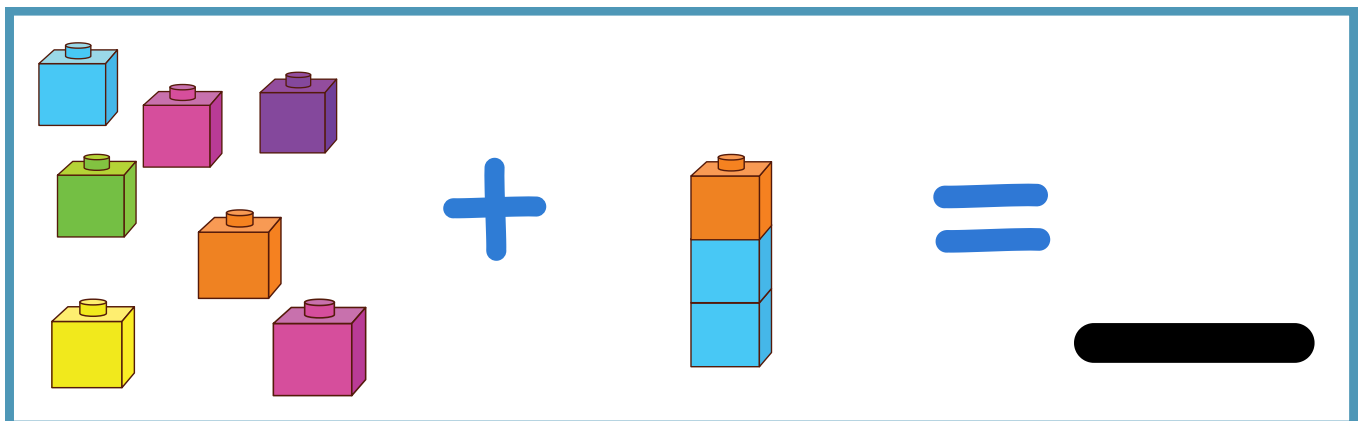


$5 + 5 =$

$10 + 10 =$

$7 + 3 =$

$7 + 2 =$







Lav krydserne større og større

×	×	×						
---	---	---	--	--	--	--	--	--

Regn

$3 + \_ = 7$

$5 + \_ = 7$

$6 + \_ = 10$

$6 + \_ = 9$

$6 + \_ = 6$

$6 + \_ = 12$

$3 + \_ = 6$

$4 + \_ = 5$

$4 + \_ = 6$

$5 + \_ = 10$

$5 + \_ = 9$

$\_ + 3 = 8$

$3 + \_ = 8$

$2 + \_ = 7$

$\_ + 2 = 8$

$2 + \_ = 6$

$\_ + 2 = 5$

$4 + \_ = 5$

$5 + \_ = 6$


$1 + \_ = 12$

$7 + 3 = \_$

$8 + 2 = \_$



Lav cirklen mindre og mindre:



10'er venner

$3 + 7 =$

$5 + 5 =$

$6 + 4 =$

$4 + 6 =$

$2 + 8 =$

$9 + 1 =$

$7 + 3 =$

$8 + 2 =$

$4 + 6 =$

$5 + 5 =$

$1 + 9 =$

$10 + 0 =$

$3 + \underline{\quad} = 10$

$2 + \underline{\quad} = 10$

$6 + \underline{\quad} = 10$

$\underline{\quad} + 7 = 10$

$4 + \underline{\quad} = 10$

$8 + \underline{\quad} = 10$

$5 + \underline{\quad} = 10$


$10 + \underline{\quad} = 10$

$1 + \underline{\quad} = 10$

$9 + \underline{\quad} = 10$



Sæt ring om den mindste:



Regn:

$7 + 7 =$

$5 + 5 =$

$6 + 6 =$

$4 + 6 =$

$2 + 8 =$

$9 + 1 =$

$10 + 3 =$

$8 + 10 =$

$10 + 6 =$

$7 + 3 =$

$1 + 9 =$

$10 + 0 =$

$3 + 4 =$

$2 + 3 =$

$6 + 4 =$

$3 + 7 =$

$4 + 4 =$

$8 + 8 =$

$9 + 9 =$

$10 + 10 =$

$1 + 9 =$

$9 + 10 =$



## Det lille ekstra PLUS OB

Hæftet er det andet hæfte i serien Det lille Ekstra lavet til de dygtige elever på 0. årgang, som i forvejen kan regne med plus, og kan tallene mindst op til 20.

Her er der indtænkt regnestrategier, uden at de i forvejen er blevet undervist i det.

Kan også anvendes i 1. klasse eller andre, der har brug for et boost i de små stykker med plus.

God fornøjelse  
SkoleGuf.com



TAK FOR DOWNLOADING AF  
VORES MATERIALE, SOM ER UDARBEJDET AF SKOLEGUF.COM

KOPIERING MÅ KUN FINDE STED PÅ INSTITUTIONER ELLER VIRKSOMHEDER,  
DER HAR INDGÅET AFTALE MED COPYDAN TEKST & NODE, OG KUN INDEN  
FOR DE RAMMER, DER ER NÆVNT I AFTALEN.

ILLUSTRATIONER ER FRA CANVA UDDANNELSE.