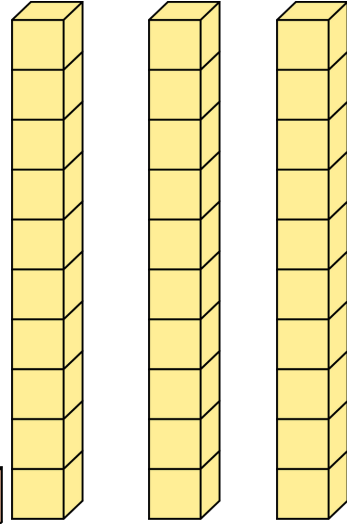
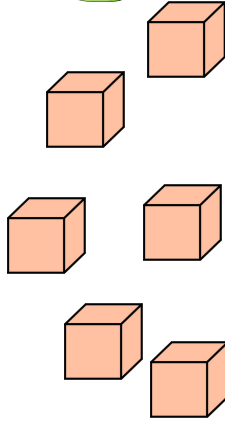
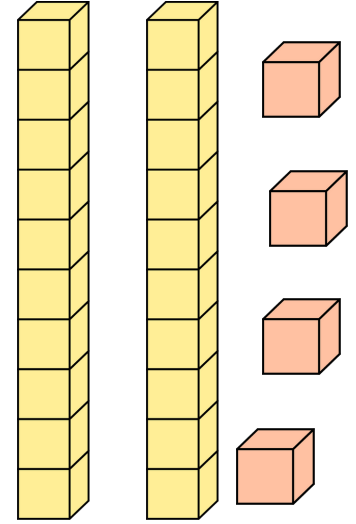
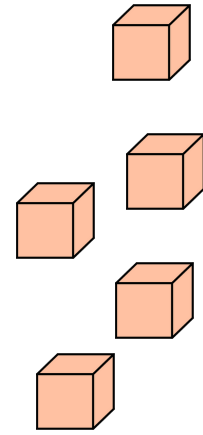


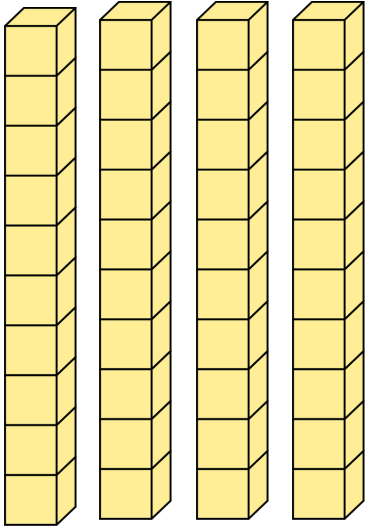
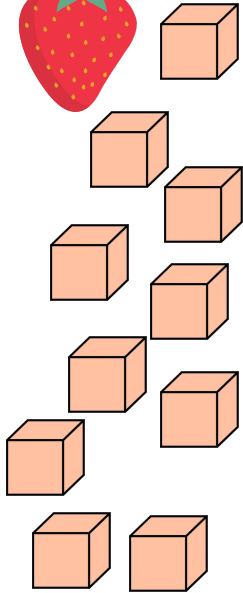
©SkoleGuf.com




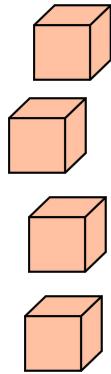

©SkoleGuf.com



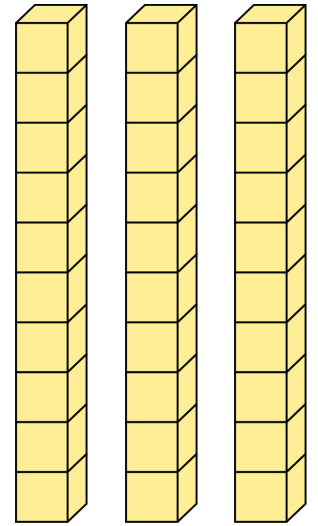
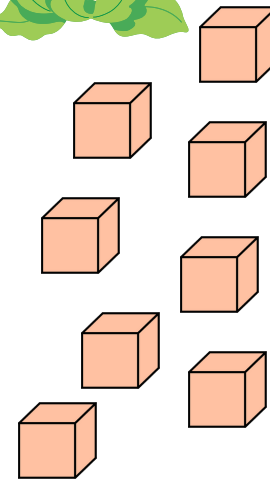

©SkoleGuf.com



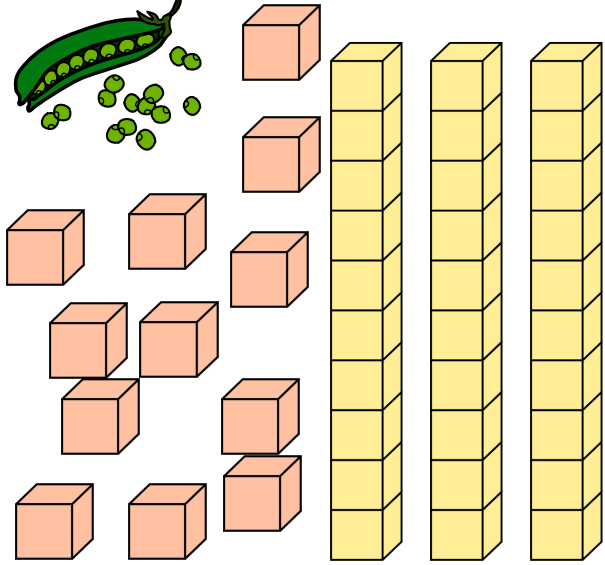

©SkoleGuf.com



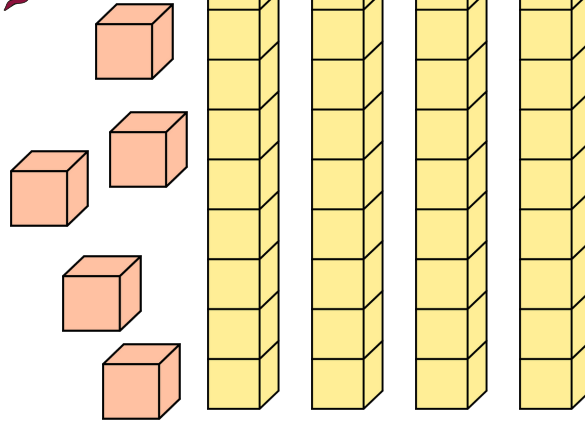
©SkoleGuf.com



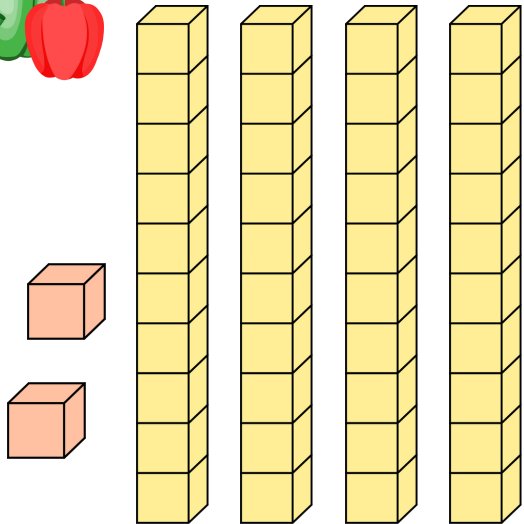
©SkoleGuf.com



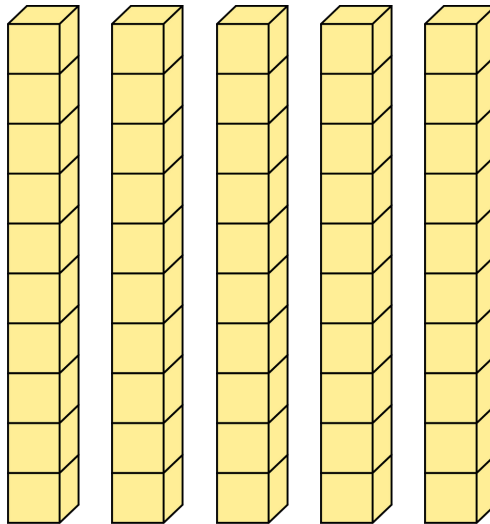

©SkoleGuf.com



©SkoleGuf.com



©SkoleGuf.com



©SkoleGuf.com

# Taldiktat 20-50

Indeholder antal op til 50.

Svarark printes til hvert barn, og skal ligge på bordet.

Kortene lamineres og lægges rundt om i klassen, på gangen eller hvor meget bevægelse, du vælger at sætte på øvelsen.

Barnet skal nu huske antal og billede og skrive tallet på svararket ud for det rigtige billede.

Fælles gennemgang til sidst.

God fornøjelse

SkoleGuf.com

Tak for downloading af vores materiale, som er udarbejdet af SkoleGuf.com

Kopiering må kun finde sted på institutioner eller virksomheder, der har indgået aftale med Copydan Tekst & Node, og kun inden for de rammer, der er nævnt i aftalen.

Illustrationer er fra Canva Uddannelse.

