


MORGENHÆFTE 2

MATEMATIK




NAVN:

KLASSE:

SKRIV 2-TALLER

2



to


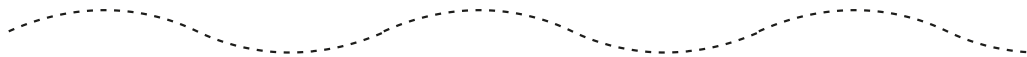
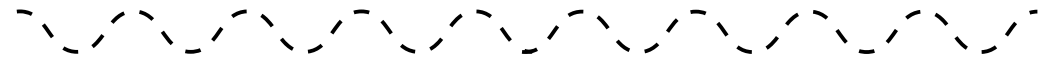
2 2 2 2 2

2 2 2 2 2


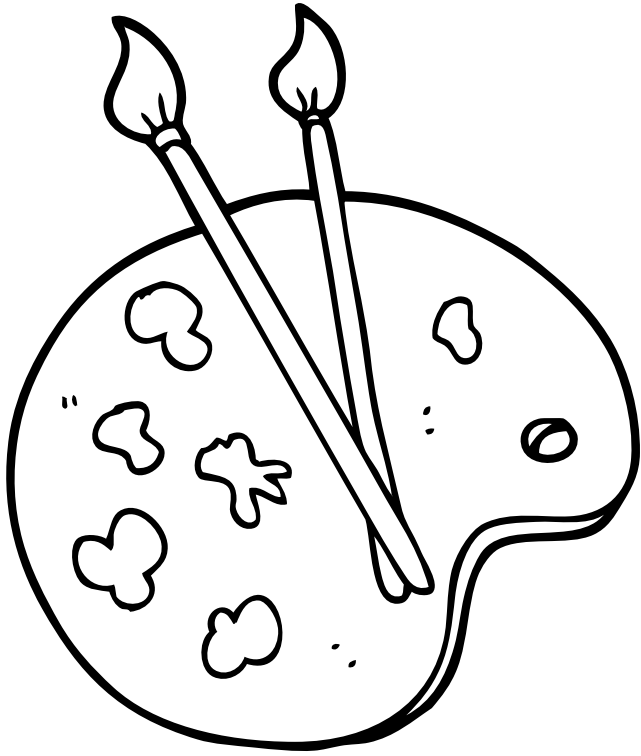
to to to to

to to to to

FØLG STREGERNE




FARV





TALLENE 6-10

Skriv oven på tallene, tæl og farvelæg


6




7





8




9



10

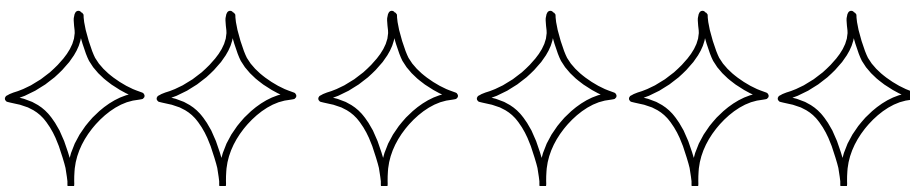





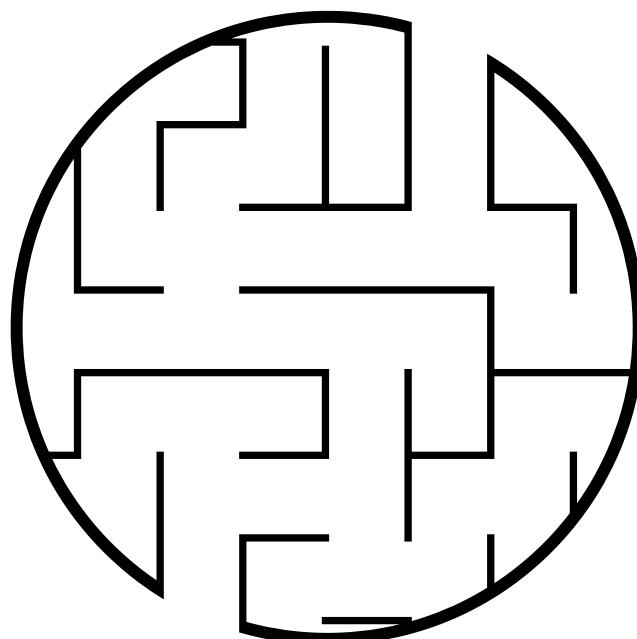

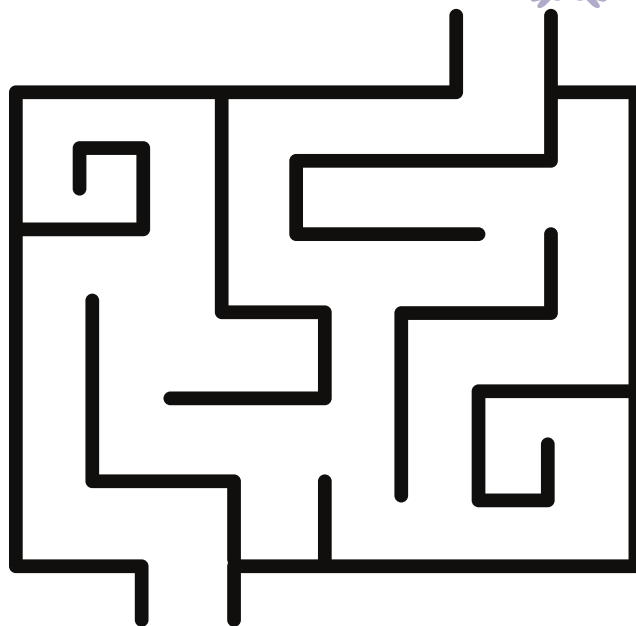

FØLG PRIKKERNE MED
BLYANTEN OG FARVELÆG
BAMSEN



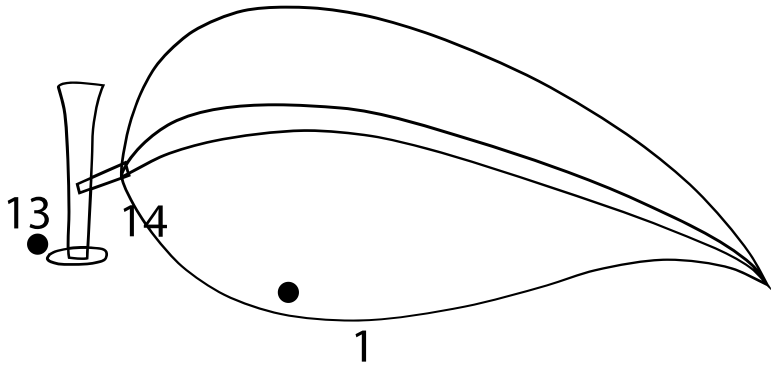
TÆL



GÅ IGENNEM LABYRINTERNE



FRA PRIK TIL PRIK OG FARVELÆG



12 ●

11 ●

10 ●

9 ●

8 ●

7

6 ●


5 ●

4 ●



3 ●

2 ●




1 ●




UDFYLD TALORMEN









TÆL BLOMSTERNE



HVOR MANGE AF HVER?



					
<input type="text"/>	<input type="text"/>	<input type="text"/>	<input type="text"/>	<input type="text"/>	<input type="text"/>

TAK FOR DOWNLOADING AF
VORES MATERIALE, SOM ER UDARBEJDET
AF SKOLEGUF.COM

KOPIERING MÅ KUN FINDE STED PÅ
INSTITUTIONER ELLER VIRKSOMHEDER, DER
HAR INDGÅET AFTALE MED COPYDAN
TEKST & NODE, OG KUN INDEN FOR DE
RAMMER, DER ER NÆVNT I AFTALEN.

ILLUSTRATION PÅ FORSIDEN ER FRA
LILLYSILLYBILLY

